

## Handling Instruction

### QLE G1 488x239mm 2500lm 83xx ADV-SE modules

SAP art.-no.	SAP description
89600862	QLE G1 488x239mm 2500lm 830 ADV-SE
89600863	QLE G1 488x239mm 2500lm 840 ADV-SE
89600877	QLE G1 488x239mm 2500lm 850 ADV-SE
89602495	QLE G1 488x239mm 2500lm 865 ADV-SE

#### Changes:

date	CRA	changes
07.03.2016	-	created

## 1. ESD Protection

Please follow ESD Guideline:

[http://www.tridonic.com/com/en/download/technical/Guideline\\_EOS\\_ESD\\_en.pdf](http://www.tridonic.com/com/en/download/technical/Guideline_EOS_ESD_en.pdf)




## 2. Unbag modules

open carton, 2 modules are in each ESD bag




## 3. Take one ESD bag out of carton box

Take one ESD bag out of carton – ESD bag includes 2 modules – and place it on ESD protected table



#### 4. Area to touch module

module shall be touched at the area of testpoints (between LED and label)




You can touch both modules shown below



## 5. How to take module out of ESD bag


Modules shall be held as described above and taken out of ESD bag.

**IMPORTANT:** ESD bag to be widened, so LEDs are not touching ESD bag when taken out of ESD bag




## 6. Mounting of modules

put modules either on an ESD protected table or place into the luminaire.



## 7. Treatment of LED



**Do NOT touch the LED !**