

Emergency LED Engine

Emergency escape EM ready2apply

The easy route to maximum safety



TRIDONIC

EM ready2apply

Everything an emergency escape lighting system needs


The EM ready2apply product family combines all the emergency escape lighting components in a compact space. Both the downlight and the surface-mounted variant are fitted with three interchangeable optics. EM ready2apply offers a perfectly coordinated complete solution that is equipped for any area of application in emergency lighting. As the gaps between the LED engines can be anything up to 15.1 metres, fewer luminaires are required. The combination of an energy-efficient lithium iron phosphate battery (LiFePO₄) with a long life time of eight years results in a high-quality product which, thanks to its clever mounting concept, also saves valuable time during installation



Efficient battery for optimized reliability

The new lithium iron phosphate (LiFePO₄) battery gives the EM ready2apply luminaire a long lifetime of eight years, keeping maintenance costs at a minimum. The battery's safety has been extensively tested by external independent specialists. The result is an extremely reliable solution, which allows an impressive three year battery guarantee. A unique push-click-connection with a snap in mechanism provides an integrated strain relief.

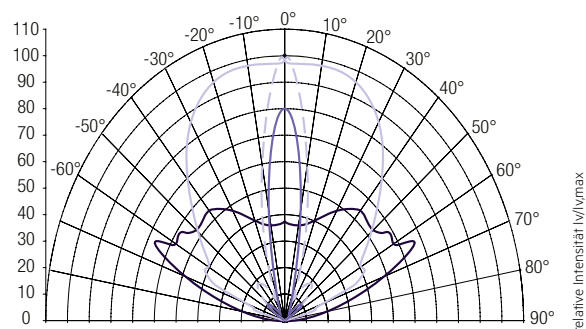
- Available as 1 cell or 2 cells variants
- Fully tested for safety with included temperature protection and monitoring
- Compact micro connector providing polarity safe connection
- 8 years design life and 3 year guarantee



The right optics for any solution

Every box contains three easily interchangeable optics, which equip EM ready2apply for **anti-panic** lighting, illuminating **escape routes** and to highlight **spots**.

- Maximum flexibility in every box
- Easily interchangeable with just a click
- Luminaire spacing up to 15.1 metres



EM R2A BASIC/ST/PRO

Type	Rated duration	Operation	Power
EM R2A BASIC	1 h, 3 h	non-maintained, maintained	1 W, 2 W
EM R2A SELFTEST	1 h, 3 h	non-maintained, maintained	2 W
EM R2A PRO	1 h, 2 h, 3 h	non-maintained, maintained	2 W

All variants

- Test variants:
 - BASIC**, tests have to be carried out manually and test results must be manually documented
 - SELFTEST**, tests carried out automatically and the results are documented manually
 - PRO**, test procedures and test sequences as well as the documentation of test results can be managed through a central DALI system

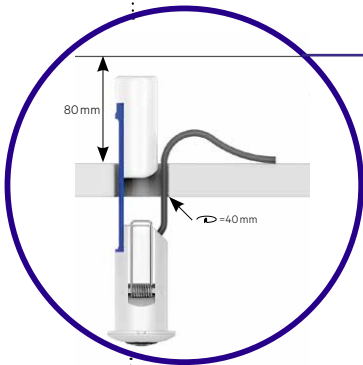


LED driver and module in one

Flexible circuit technology has allowed Tridonic to integrate a complete solution into an extremely small housing. The complete assembly offers an ideal solution for a variety of ceiling constructions with void heights as small as 80 mm.


- Luminaire, battery and optics in a single box
- Small compact design for use in limited space
- Maintained and non-maintained variants
- Colour temperature: 6,500 K
- High colour rendering index: CRI > 80
- Narrow colour tolerance: MacAdam 3

Installation
variant



Installation in just a few steps

Thanks to a clever installation concept, which even integrates the packaging as a useful installation guide, the EM ready2apply can be installed in just a few easy steps. The compact housing with the integrated driver allows for an aesthetic emergency solution even when space is limited.

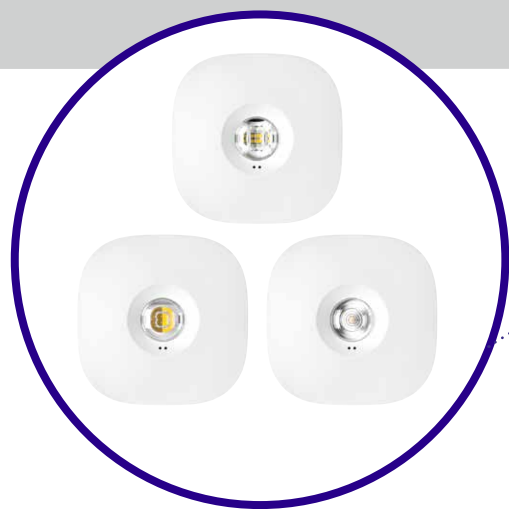
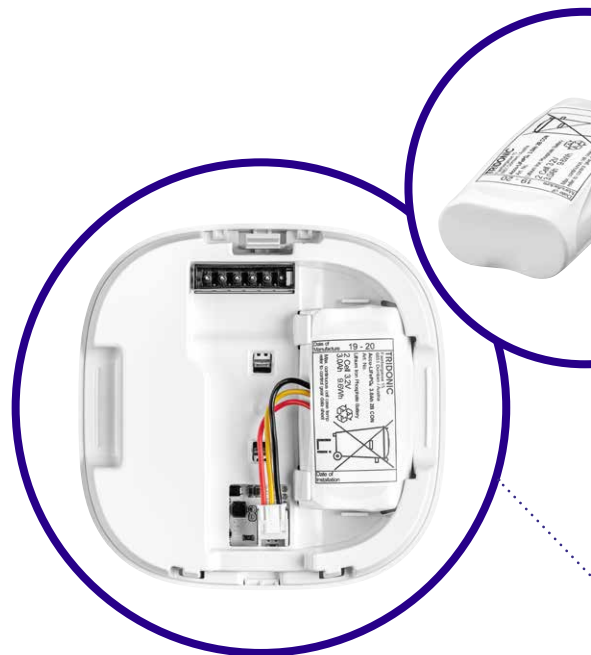


Emergency LED Engine

EM ready2apply surface-mounted luminaire

Small luminaire, big responsibility

Smaller than a business card, this surface-mounted luminaire impresses both with its technical excellence and its space-saving design. To meet a variety of wiring requirements, two rear panels at different heights are available for mounting the luminaire, without any need for tools. Both variants are suitable for various field applications, such as BESA installation. The battery in the cover can also be easily replaced in just a few steps.



TRIDONIC

Max Mustermann
Sales

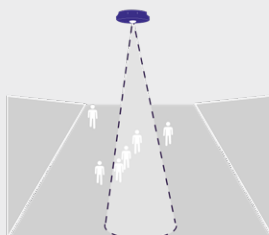
Tridonic GmbH & Co KG
Färbergasse 15
6851 Dornbirn | Austria
T +43 (0) 5572. 395 400
M +43 (0) 664. 12 34 56 789
max.mustermann@tridonic.com

tridonic.com

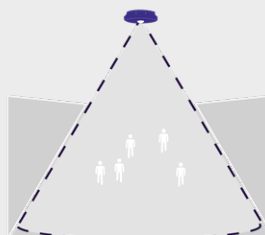
Using the optics

The three interchangeable optics with click-in mechanism illuminate important objects and dangerous areas (spot), reduce stress and panic levels (anti-panic) and ensure that escape routes are clearly illuminated (escape route).

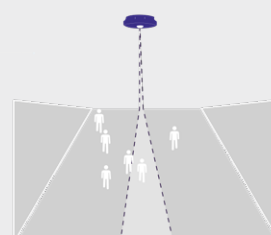
Spot distribution



Anti-Panic



Escape





Discreet design

The lower variant of the rear panel blends seamlessly into its environment. Rear wiring makes the luminaire quick to mount.

Flexible installation

The higher variant of the rear panel is suitable for all types of wiring. Rear, side and through-wiring of the luminaire are all possible.



At a glance: EM ready2apply surface-mounted luminaire

- Two rear panels at a height of 33 and 56 millimetres
- Suitable for rear, side and through-wiring
- BASIC, SELFTEST, PRO test variants
- Interchangeable optics: anti-panic, escape route, spotlight
- Size: 124 x 124 x 40 mm
- LiFePO₄ battery



Type	Wiring	Rated duration	Operation	Power
EM R2A BASIC SM	rear cable entry side cable entry Through wiring	1 h, 3 h	Standby	2 W
EM R2A SELFTEST SM	rear cable entry side cable entry Through wiring	1 h, 3 h	Standby	2 W
EM R2A PRO SM	rear cable entry side cable entry Through wiring	1 h, 3 h	Standby	2 W

















All variants

- Test variants:
 - BASIC**, tests have to be carried out manually and test results must be manually documented
 - SELFTEST**, tests carried out automatically and the results are documented manually
 - PRO**, test procedures and test sequences as well as the documentation of test results can be managed through a central DALI system

Emergency lighting solutions by Tridonic

Complete and standard-compliant

Tridonic offers a diverse and complete range of emergency lighting solutions for separate battery-supplied emergency lighting installations – for different requirements and LED modules – that perfectly match the requirements of the various country-specific standards. Here you will find simple and highly sophisticated solutions. The range extends from cost-optimised through to high-end emergency lighting systems.

	Emergency lighting LED Driver	Combined Emergency lighting LED Driver for low power	Combined Emergency lighting LED Driver for high power	Control Systems	Emergency LED Engine	Emergency LED Engine r2a Surface
PRO DALI	EM converterLED PRO 	EM powerLED PRO 1-4 W 	EM powerLED PRO DIM 45 W C/SR 	x/e-touch PANEL EM LINK connecDIM 	EM ready2apply PRO 	
SELFTEST	EM converterLED SELFTEST 	EM powerLED SELFTEST 1-4 W 	EM powerLED SELFTEST FX 45 W C/SR 		EM ready2apply SELFTEST 	
BASIC	EM converterLED BASIC 	EM powerLED BASIC 1-4 W 	EM powerLED BASIC FX 50 W C/SR 80V 		EM ready2apply BASIC 	



Headquarters
Tridonic GmbH & Co KG
Färbergasse 15 | 6851 Dornbirn, Austria
T +43 5572 395-0 | F +43 5572 20176
www.tridonic.com | sales@tridonic.com

Light you want to follow.



Supporting information and instruments:

Brochure LED emergency lighting system