



## DALI TOUCHPANEL 02

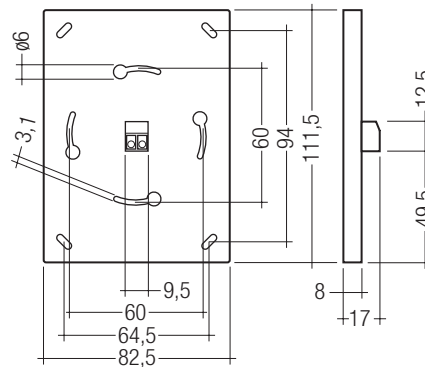
Operating and control unit

### Product description

- Control panels and controllers for DALI systems
- For controlling multiple luminaire groups and calling up preset lighting scenes
- Flexible design: individual design can be used
- Multi-master compatible: Multiple control modules are possible in a DALI system
- Power supply via DALI line
- Individual adjustment of the control panel and button assignments with configuration software
- Setting group addresses or "broadcast"
- Setting scenes
- Tunable white (colour converter) control (colour temperature along the Planckian Locus, Colour temperature  $T_c$ )
- 5-year guarantee

### Technical data

Supply via	DALI cable
Current draw	6 mA
Output	DALI
Ambient temperature $t_a$	0 ... +50 °C
Storage temperature $t_s$	0 ... +50 °C
Humidity	5 % ... max. 85 % (non-condensing)
Type of protection	IP20
Casing material	ABS
Casing colour	RAL 9010



### Ordering data

Type	Article number	Packaging, carton	Weight per pc.
DALI TOUCHPANEL 02 white	28000022	1 pc(s).	0.115 kg



**Wiring diagrams and installation examples**, page 2

## 1. Standards

EN 61347-2-11  
EN 61547  
EN 55015

### 1.1 DALI standard

DALI TOUCHPANEL 02 is designed to control control gear with DALI standard IEC 60929 (DALI V0) and IEC 62386 (DALI V1).

### 1.2 Glow wire test according to IEC 60598-1

650 °C passed.

## 2. Common

The DALI TOUCHPANEL 02 is a multifunctional device for the DALI circuit. It combines the functions of DALI-GC and DALI-SC in a single module and has six freely definable buttons.

The six buttons are configured using the masterCONFIGURATOR (since V2.6).

The following configurations are possible:

- On/off switching of individual addresses, groups or broadcast
- Up/down fading of individual addresses, groups or broadcast
- Scene selections

The DALI TOUCHPANEL 02 offers a high degree of design flexibility. The user interface can be customised with interchangeable layout cards.

The DALI TOUCHPANEL 02 is multi-master-compatible, which means that several control modules can be installed in parallel in a DALI system.

Via the software masterCONFIGURATOR (since V2.60) it is possible to configure the panel for tunable white applications. The layout is configurable to control individual addresses, groups or broadcast. For further information please refer to the DALI TOUCHPANEL 02 manual on [www.tridonic.com](http://www.tridonic.com).

## 3. Installation

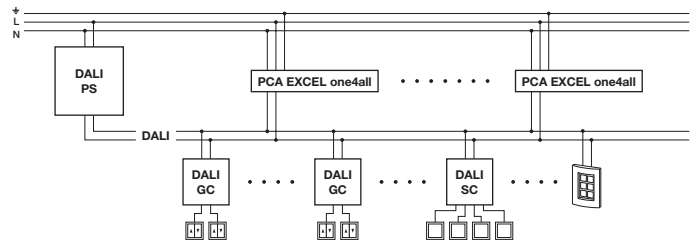
- The DALI TOUCHPANEL 02 can be mounted on the mounting box.
- The DALI TOUCHPANEL 02 must not be connected to the mains. It is supplied directly via the DALI signal line.
- DALI signals are not SELV. Therefore the same procedures should be applied as working with mains voltage.
- The DALI TOUCHPANEL 02 allows multi master operation. Multiple control modules can be used on the same comfortDIM system.

### 3.1 General settings

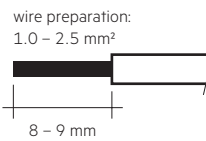
Button	Default values
Button 1	Scene 1
Button 2	Switch on; dim brighter
Button 3	Scene 2
Button 4	Dim darker
Button 5	Scene 3
Button 6	Switch off

Operating area Broadcast

## 3.2 Wiring



### 3.3 Wiring type and cross section



The wiring can be solid wire or stranded wire with a cross-section of 1.0 to 2.5 mm<sup>2</sup>.

## 4. Miscellaneous

### 4.1 Additional information

Additional technical information at [www.tridonic.com](http://www.tridonic.com) → Technical Data

Guarantee conditions at [www.tridonic.com](http://www.tridonic.com) → Services

Life-time declarations are informative and represent no warranty claim. No warranty if device was opened.